

Cooker hob Touch Control Modular Quadra



Induction Hobs

Code: 7367 020



DETAILS

Coloring Black

Edge/Installation Type Bevelled Edge - for flush-mount or over-mount installation

Material Ceramic glass

Supply Single-phase: 230 V; 1P + N; Two-phase 400 V; 2P + N; 50.60 Hz

Compatible plate combinations 2 free zones (any Modular Induction plate model)

Dimensions 275 x 150 mm

Full description Touch Control Modular Quadra - black - for 2-zone systems

Built-in hole [View technical data sheet](#)

Power settings 9 power settings per zone + Powerboost

Type	Induction Hob
------	---------------

Type of commands	Touch Control
------------------	---------------

Notes:	Connection cable length: 60 cm
--------	--------------------------------

FEATURES

Powerboost	Booster function provides increased power to the selected plate. In particular, when the Booster is activated, the plate works for ten minutes at a very high power that allows to heat quickly large quantities of water.
------------	--

Pot detector	All induction cooker hobs detect the pot resting on them, but they also calculate the area they cover. This system allows the energy to be used even more efficiently. Moreover, the plates switch off automatically when the pot is removed.
--------------	---

Smart fan system	Correct ventilation is essential for the induction hob to function in the best possible way. The Foster system automatically regulates the amount of ventilation to suit the temperatures reached.
------------------	--

End-of-cooking programming	All operations are programmed by means of the touch-control on the glass itself. Each cooking plate is capable of independent programming, and thus the possibility to set different cooking times.
----------------------------	---

Slider commands	The Slider control allows for extremely quick temperature setting: with a light touch of the finger you may select the desired power level on the TOUCH display.
-----------------	--

Timer	Independent timer from the end-of-cooking function.
-------	---

Heat maintenance	Function that allows the food to be kept warm gently (70° C), without reaching boiling temperatures or risking to burn the sauce.
------------------	---

Go&stop function	This device initially turns on the plates at maximum power until the selected temperature has been reached.
------------------	---

Recall	This feature allows you to call back the last settings selected in the previous cooking.
--------	--

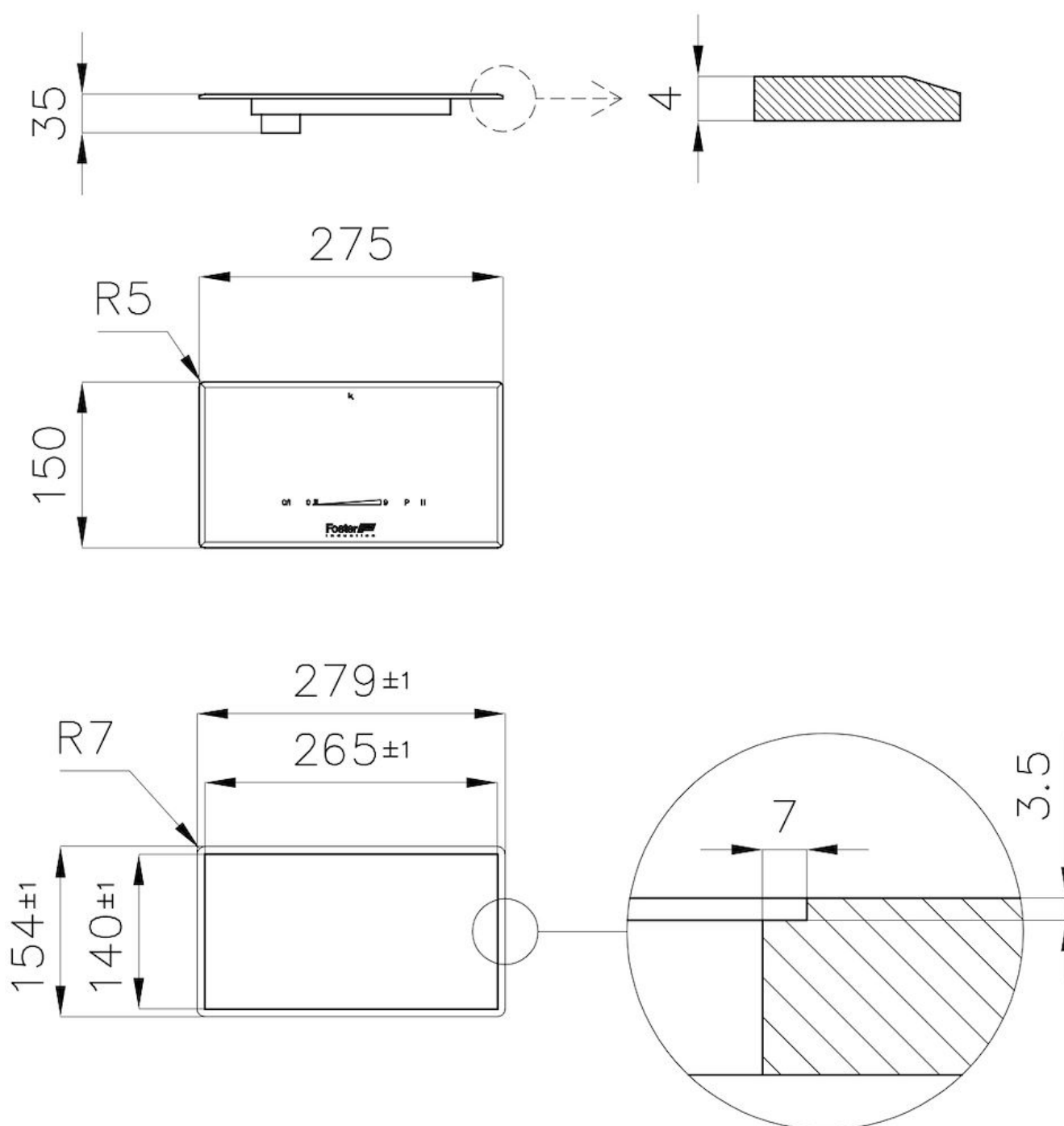
Pause

Useful function that allows you to distract your attention from cooking, interrupting and restoring the settings immediately.

Safety

All electric cooker hobs feature the most modern and sophisticated safety protections: Centralised power-off function; Child-proof safety lock; Residual heat warning lights. Induction models feature the following functions: Safety System that turn off the hob in the absence of the pot; Overflow detector that automatically turns off the plate in case of liquid overflow; Automatic deactivation to prevent accidents caused by forgetfulness.

TECHNICAL DATA



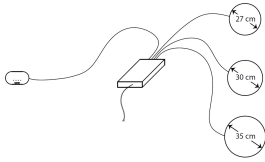
GALLERY

Connection of the Modular system

Elements placing
The Modular system allows a free placing of its elements. The only limit is posed by the length of the cables which connect the different elements to the connection box: 60 cm between touch-control unit and connection box and 90 cm between cooking plates and connection box.

Combination of cooking plates
The system can be assembled freely; some combinations that are not possible are highlighted in the remarks concerning the Touch control modules.

Connection box
The set-up is easy and intuitive. The box can be placed on the wall behind the cabinet or inside it, under the countertop.




OPTIONAL ACCESSORIES




Induction Pro - Cookware set - 8pcs
8210 008


RECOMMENDED PAIRINGS



**Cooker hob - Quadra Modular
Induction Plate**
7366 350



**Cooker hob - Quadra Modular
Induction Plate**
7365 300



**Cooker hob - Quadra Modular
Induction Plate**
7364 270



**Modular Induction - Connection
Box**
7369 020